











## Special Probe

PITCH	PART NO	Total Length(mm)	Barrel Out dia(mm)	Operating Stroke(mm)	Spring Force(g)	File
Switching probe	SW300 series	47.5	3.00	3.3	812.0	
Touch probe	PS098	78.0	5.00	9.3	375.0	
Touch probe	PS099	78.0	5.00	2.3	27.0	
GT probe	GT100A	5.9	0.93	0.3	70.0	
GT probe	GT104T	4.0	0.91	0.60	85.0	
Battery charge probe	CH014A	14.1	0.98	1.00	35.0	
Battery charge probe	CH250R	14.7	2.90	2.30	27.0	
Battery test probe	CA101	47.0	4.20	6.3	385.0	
Battery test probe	CA109	36.1	2.89	4.0	560.0	
Battery test probe	CA233CC-3.5	36.0	2.98	2.0	510.0	
Pneumatic	AIR-PROBE series	42.90	3.00			